

We're Back!

Hi! I'm Kenojuak. Remember me? There are a lot of different jobs in Iqaluit. I'm going to tell you all about them.

Hello!



I'm Zenia! Saskatoon has lots of different jobs, too. Come with me and find out more!

Hello!

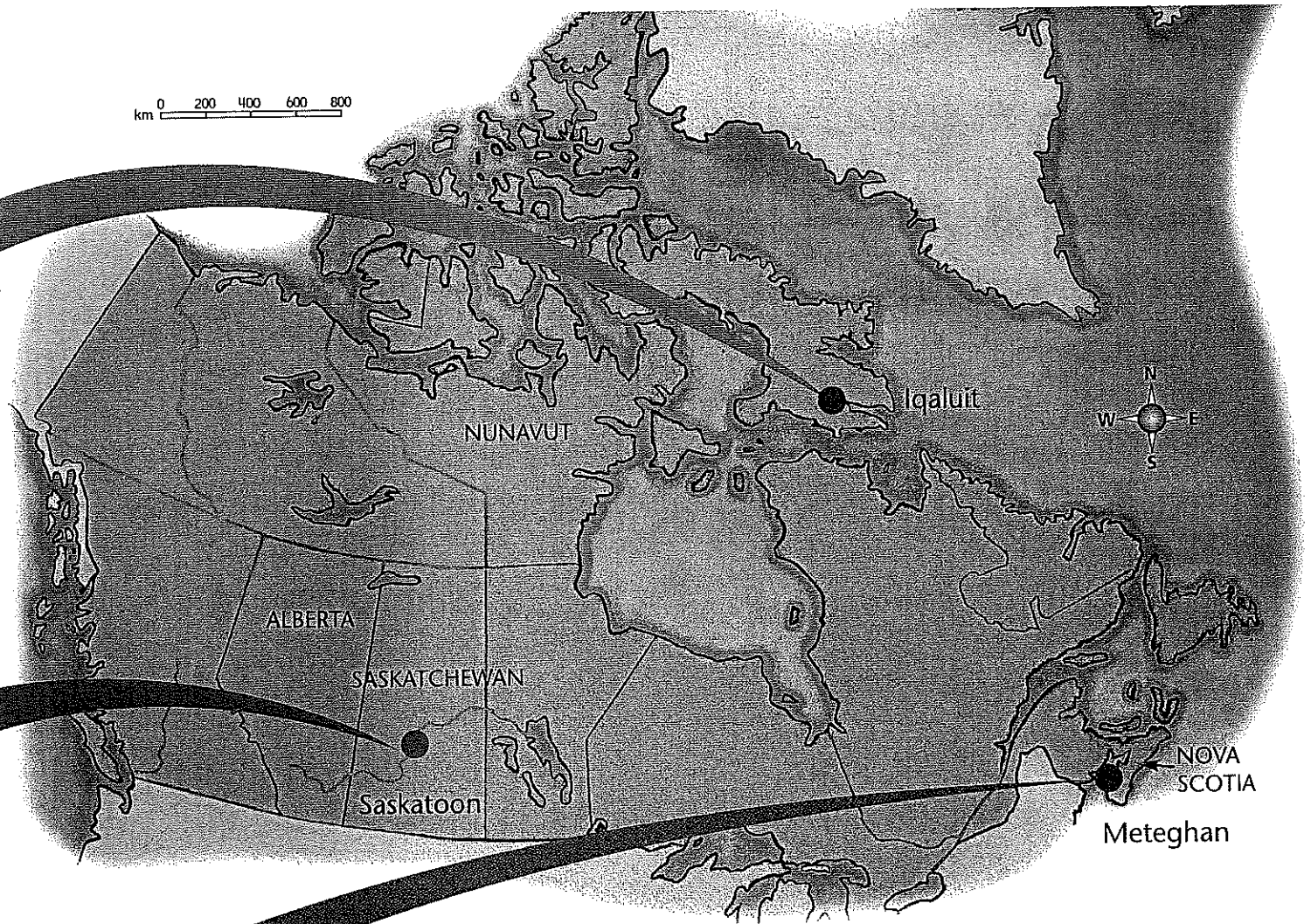


Bonjour! I'm Jean-Louis. In Meteghan, there are many different jobs. Want to find out more? Let's go!

Hello!



0 200 400 600 800
km



Canada is a big country where people have different jobs. In this book, you will read about the kinds of jobs people have in Iqaluit, Meteghan, and Saskatoon. Some people work with **natural resources**. Some people make, or produce, things to sell. And some people provide **services**. You will learn about all these jobs!

Think About It



Think about what you already know about Iqaluit, Meteghan, and Saskatoon. What kinds of work do you think people do there?



Word Watch

Natural resources are useful materials that come from nature.


Looking Ahead

Iqaluit, Meteghan, or Saskatoon?




Scallops are a natural resource in this community. Find out where on page 11.

People in this community use soapstone to create beautiful artwork. Turn to page 18 to find out where.




Canola is an important product in this community. See page 22 for the community's name.

This community has five big shopping malls. Find out more on page 37.



Working with Natural Resources

A black and white photograph showing a person in silhouette, wearing a hard hat and work clothes, leaning over and working with a large, dark pipe. The person is holding a tool or device connected to the pipe. The background is a bright, hazy sky, suggesting an outdoor industrial or construction site. The overall tone is industrial and focused on manual labor.

Natural resources are found in nature. They include plants, animals, soil, fish, and minerals. People use resources in different ways. In Iqaluit, Meteghan, and Saskatoon, there are different natural resources. That's because the land is different in each place. Let's find out about the natural resources in these three communities and the people who work with them.

Natural Resources in Iqaluit

- What are the natural resources in Iqaluit?
- How do the resources help the community?



Word Watch

Wildlife includes wild plants and animals. Some wildlife are resources that people use.

Fact Flash

Nanisivik, a lead and zinc mine, has operated in Nunavut longer than any other mine. It opened in 1974.

Some Natural Resources in Iqaluit

Arctic char
Arctic cotton
caribou
cloudberries
polar bears
ptarmigan
seals

The most important natural resource in Iqaluit is its **wildlife**. There are lots of plants and animals in and around Iqaluit. But only the plants and animals that people use are called natural resources.

The Inuit have always respected and cared for the land and wildlife. The land is part of who they are.



The Inuit have always fished for food.


Kenojuak's Wildlife Picture Book

caribou



People hunt caribou near Iqaluit.

ravens



I like listening to stories about animals, especially the raven.

cloudberries




These berries make good jam!

Arctic char



Fishers catch char in the bay and the river.

purple saxifrage



This is our territory's flower.

TRY THIS

Which of these pictures show resources that people use? How are they useful? Do research to find out the answers.

Natural Resources in Meteghan

- What are the natural resources in Meteghan?
- How do the resources help the community?

Fact Flash

Long ago, the Mi'kmaq people shared their hunting and fishing tips with the Acadians. The Mi'kmaq also told the Acadians where to find resources nearby.



In My Own Words

Our neighbour is a fisher. He's really nice. He always gives us fresh fish. He says that's what friends are for!

Jean-Louis

Meteghan's most important natural resource is fish. Fishing is very important because it provides many jobs. Meteghan is the busiest port on the Acadian Shore.

Wood is another important natural resource. Trees are used for many things, including building boats and houses. Some people have jobs working at lumber mills near Meteghan.



Working at the busy Meteghan port

Some Natural Resources in Meteghan

cod fiddleheads halibut lobster scallops

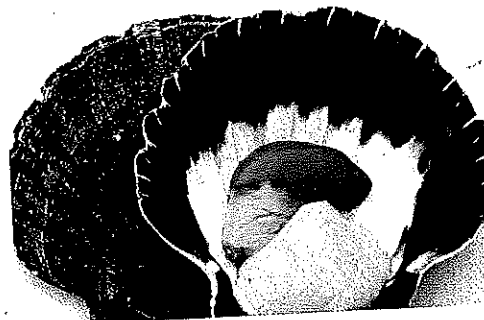
Jean-Louis' Wildlife Picture Book

whales




Whales are huge! You can see them when they come up for air.

scallops



St. Mary's Bay is famous for scallops. My dad loves to eat them with lots of garlic.

halibut



Fishers from Meteghan catch lots of halibut.

fiddleheads



We pick these in spring. They taste great with butter.

trailing arbutus



This is the flower of our province.

TRY THIS

Which of these pictures show resources that people use? How are they useful? Do research to find out the answers.

Natural Resources in Saskatoon

- What are the natural resources in Saskatoon?
- How do the resources help the community?



In My Own Words

Dad's cousin works in a potash mine near Saskatoon. He's very brave. He works deep underground!

Zenia

Fact Flash

Saskatchewan produces half of all the wheat grown in Canada.

The soil around Saskatoon is an important natural resource. The soil is rich and dark, and it is wonderful for growing things. Farmers grow wheat, oats, and other **crops**.

Potash is another important resource. This mineral is added to the soil to make plants grow faster.



A stalk of oats

Farm fields near Saskatoon



A stalk of wheat

Some Natural Resources near Saskatoon

coal
potash

natural gas
salt

petroleum (oil)
wild berries

Zenia's Wildlife Picture Book

bison



I saw a herd at a wildlife park.
They are big and shaggy.

ground squirrel




You can see them almost
everywhere in Saskatoon!

chokecherry



I love chokecherry syrup on
pancakes!

prairie lily



This flower is on the Saskatchewan
flag.

swift fox



They are really
small and cute.
But they are
endangered.
It's sad.


TRY THIS

Which of these pictures show
resources that people use? How
are they useful? Do research to
find out the answers.



Jobs with Natural Resources

An Inuk Hunter



Kakee Joamie is a full-time hunter from Iqaluit. He learned hunting from his father. He respects animals, and like all Inuit hunters, he never hunts animals that are too small. He shares the meat with his family and friends.


An Acadian Fisher



Eric Robichaud has been a fisher for almost 20 years. He owns his own boat, and he catches mainly lobster. He fishes in St. Mary's Bay and the Bay of Fundy.

One day, Eric caught something strange.

It was a lobster with four claws instead of two!



A Saskatchewan Farm Family



The Bashutski family has a farm southeast of Saskatoon. They grow wheat, oats, flax, and other crops. Mr. Bashutski learned farming from his father. He and Mrs. Bashutski work hard, but the whole family helps. Mr. Bashutski has been farming for 27 years. "It's a good life," he says.

SKILL POWER

Use a Venn Diagram

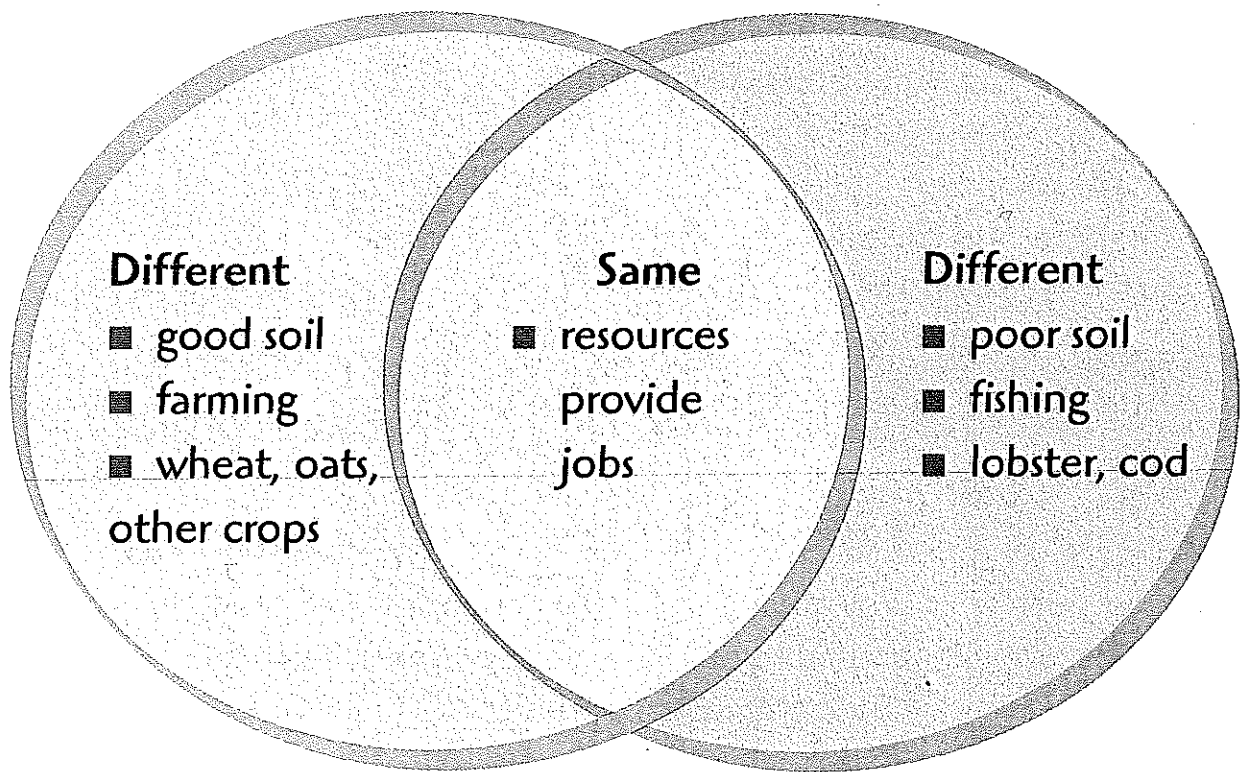
A Venn diagram is one way to compare and contrast information. The diagram helps you to find out how things are similar or different. The Venn diagram below compares Saskatoon's and Meteghan's natural resources. Look carefully and see if you can find out which things the two communities have in common. Which things are different?

TRY THIS

Make a Venn diagram to compare Iqaluit's and Saskatoon's natural resources. Look back in the chapter for information.

Saskatoon

Meteghan




Show What You Know

In this chapter, you learned about natural resources in Iqaluit, Meteghan, and Saskatoon. You also learned how people in these communities work with resources to make their lives better.

Research Natural Resources

Look again at the lists of natural resources on pages 8, 10, and 12. With a partner, research the resources you don't know about. Think of a question about natural resources you would like to answer. Use the Internet or the library to find the answer.



Talk About Natural Resources

Why are natural resources important? How do natural resources change people's lives? Talk about this with a partner.